

# YAMAHA P-200 ELECTRONIC PIANO



ELECTRONIC PIANO P-200

# The Best of All Worlds


The new Yamaha P-200 Electronic Piano gives you the best of all musical worlds. It features brilliant, authentic instrument voices in a full-scale 88-key weighted action keyboard. The acoustic piano voices in particular are stunning - providing all the full-bodied resonance and sparkling tone of an actual grand piano. Plus, the expanded 64-note polyphony ensures that you'll never run out of notes - even in the most densely played passages.

With its effects, assignable controllers, extensive MIDI functions, and one-touch Performance settings, the P-200 also allows you to take full, expressive control over your music. Whether you're practicing at home, recording in the studio, or performing on stage, the P-200 has all you need to sound your absolute best!

- ▶ **AWM (Advanced Wave Memory) tone generation, with stereo sampling**
- ▶ **64-note polyphony**
- ▶ **88-key Graded Hammer Effect Keyboard**
- ▶ **Digital EQ, reverb, and modulation effects**
- ▶ **Single, Dual, and Split voice modes**
- ▶ **One-touch Performance memory recall**
- ▶ **Organ Combination voice creation**
- ▶ **Assignable wheel, slider, and panel switches**
- ▶ **Comprehensive MIDI controls**
- ▶ **Built-in stereo speaker system**
- ▶ **Convenient Panel Switch Lock function (to prevent accidental changing of voices during performance)**

## Graded Hammer Effect Keyboard for Real Piano Feel

For expressive power, nothing matches an actual grand piano - but with its new Graded Hammer Effect Keyboard, the P-200 keyboard is as close as you can get.



KBD SENS. INT  $\bar{f}$   
hard-1

Drawing on its century-long experience and expertise in piano making, Yamaha developed the Graded Hammer action. This innovative feature varies the response of the keyboard depending on the range, reproducing the genuine feel of a real piano. Lower notes have a heavier response, while high notes can be played with a light touch - just as on an acoustic piano. From thundering fortissimo to delicate pianissimo, the P-200 gives you fine control over every nuance of your performance.

And if you're used to "pounding" the piano or you've got a naturally soft touch, you can adjust the keyboard sensitivity (with 10 different sensitivity curves) to match your own personal playing preference. Independent settings can be made for both the internal voices and connected MIDI tone generators.

## Sound Shaping with Effects and Equalizer

The P-200 is packed with a comprehensive set of tools that let you shape and enhance the overall sound in a variety of ways.

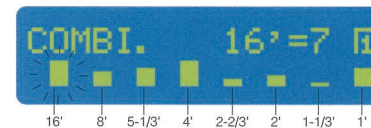
Three-band graphic EQ sliders on the panel let you adjust the low, middle, and high ranges of the currently selected voice in real time as you play. Moreover, there's an independent three-band Internal Equalizer that lets you give each voice its own EQ settings.

The three stereo reverb programs of the P-200 - Room, Stage, and Hall - complete with adjustable depth settings, allow you to apply just the right amount of acoustic ambience to the voices.

The P-200 also features three different stereo modulation effects, complete with adjustable speed settings. Chorus "fattens" the sound with subtle pitch modulation, while Symphonic produces a more pronounced modulation, making one voice sound like several. Tremolo recreates the popular rotating speaker effect, and is particularly suited for the organ voices.

## Create Your Own Organ Sounds

The Organ Combination editing features give you precise and flexible control over flute footages and attack settings, which you can set and store to the Organ 1 voice. No matter what type of organ sound you need -



from theater to rock or jazz - you've got an intuitive set of tools to get the perfect sound, right at your fingertips.

## Single, Dual and Split Modes

The various modes of the P-200 gives you a number of flexible ways to use the high-quality voices as you perform.

The Single mode lets you play one voice across the entire 88 keys. In Dual mode, you can play two voices in a luscious layer - for example, piano and strings - and even adjust the volume balance and tuning of the two voices for a richer, more animated sound.

Split mode lets you independently play two different instrument voices from separate sections of the keyboard. Naturally, you can also set the "split point" (the key at which the voices change) anywhere on the keyboard. Plus, each voice can be freely assigned to any of the 16 MIDI channels. In live performance, this means you can play two different sounds on connected tone generators. For sequencing applications, this means you can record and play back the left- and right-hand parts independently.

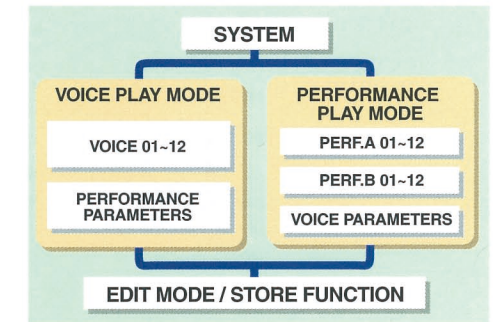
In both Dual and Split modes, the two voices can be freely transposed. For example, you can play full-sounding octaves in Dual mode; in Split mode, it allows you to play both voices in the same pitch range.

## One-touch Performance Recall

The enormous flexibility of the P-200 extends to its Performances. Each Performance can contain separate settings for virtually all controls - including voice, Single/Dual/Split mode, Organ Combination settings, transposition, MIDI channel, effects,

keyboard sensitivity, and all controller settings. Up to 24 Performances can be stored, and each can be selected at the simple touch of a button.

This gives you the means to customize the overall settings to your needs, and change them instantly between songs or in the middle of a performance - without missing a beat!



## The Wide World of MIDI

More than just an electronic piano, the P-200 is equally at home in the world of MIDI. It boasts a comprehensive set of control functions, making it an ideal MIDI master keyboard - for use with a single tone generator, or for interfacing with an extensive computer/MIDI music setup.

You can set velocity sensitivity and transpose, use the pitch bend wheel, assign the modulation wheel, foot controller, and CS (continuous slider) to any standard MIDI control change message, use the program change table to select any numbered voice on the tone generator, use the PS panel switches to control a sequencer, selectively filter specific incoming and outgoing MIDI data - and more!



# SPECIFICATIONS

<b>Keyboard</b>	88-key (A-1 to C7), velocity sensitive, Graded Hammer Effect keyboard		
<b>Tone Generator</b>	AWM; 64-note maximum polyphony		
<b>Voices</b>	PIANO 1 ~ 2 (STEREO/MONO); PIANO 3 ~ 4; ELECTRIC PIANO 1 ~ 3; VIBES; ORGAN 1 ~ 2; STRINGS; BASS (UPRIGHT/ELECTRIC)		
<b>Play Modes</b>	Voice Play mode; Performance Play mode		
<b>Performances</b>	Performance Bank A (1 ~ 12); Performance Bank B (1 ~ 12)		
<b>Effects</b>	REVERB (ROOM, STAGE, HALL, OFF); MODULATION (CHORUS, SYMPHONIC, TREMOLO, OFF)		
<b>Panel Equalizer</b>	LOW; MIDDLE; HIGH		
<b>Edit</b>	SYSTEM	MASTER TUNE REVERB DEVICE NUMBER MIDI MERGE PERFORMANCE ENABLE POPOP TIME STORE TYPE PANEL SWITCH LOCK MODE	424.0Hz ~ 456.3Hz bypass, active off; 1 ~ 16; all off; on MIDI CHANNEL (sys; perf); LOCAL (sys; perf); CONTROLLER ASSIGN (sys; perf) PC (off; 1 ~ 5); OTHERS (1 ~ 5) auto store; non auto store disable, enable
	MIDI FILTER	TRANSMIT FILTER RECEIVE FILTER	Message Types; on/off Message Types; on/off
	PC TABLE	PROGRAM CHANGE TRANSMIT PROGRAM CHANGE RECEIVE	VOICE/PERFORMANCE NO.(1 ~ 12); MSB/LSB (off; 0 ~ 127); PROGRAM CHANGE NUMBER (off; 1 ~ 128) VOICE/PERFORMANCE NO. (off; 1 ~ 12); PROGRAM CHANGE NUMBER (1 ~ 128)
	CHANNEL	TRANSMIT (off; 1 ~ 16); RECEIVE (off; 1 ~ 16; all)	
	LOCAL	on; off	
	CS FC	CS ASSIGN (functions) FC ASSIGN (functions)	CS RANGE MIN (1 ~ 128); MAX (1 ~ 128) FC RANGE MIN (1 ~ 128); MAX (1 ~ 128)
	PS	PS1 ASSIGN (off; start:FA; continue:FB; stop:FC) PS2 ASSIGN (off; start:FA; continue:FB; stop:FC)	
	NAME	PERFORMANCE NAME	
	ORGAN COMBINATION	FOOTAGE  ATTACK	16', 8', 5-1/3', 4', 2-2/3', 2', 1-1/3', 1'; (0 ~ 7) RESPONSE (0 ~ 7) 4', 2-2/3', 2'; (0 ~ 7) LENGTH (0 ~ 7) Mode (First, Each)
	PB MW	PITCH BEND RANGE (0 ~ 12)	MODULATION WHEEL ASSIGN (off; reverb depth; mod. speed; vibrato)
	KBD SENS.	KEYBOARD SENSITIVITY INTERNAL KEYBOARD SENSITIVITY MIDI KEYBOARD RANGE	normal; soft-1~3; hard-1~3; fixed-1~3 normal; soft-1~3; hard-1~3; fixed-1~3 MIN (1 ~ 128); MAX (1 ~ 128)
	INT. EQ	LOW (-16 ~ 16); MID (-16 ~ 16); HIGH (-16 ~ 16)	
	REVERB	TYPE (ROOM, STAGE, HALL, OFF); DEPTH (0 ~ 7)	
	MODULATION	TYPE (CHORUS, SYMPHONIC, TREMOLO, OFF); SPEED (0 ~ 7)	
<b>Controls</b>	POWER; VOLUME; CS (DATA ENTRY); PS1 (-1/NO); PS2 (+1/YES); SPLIT (BALANCE, ◀); TRANSPOSE (DETUNE, ▶); MIDI (PAGE); LCD CONTRAST; PITCH WHEEL; MODULATION WHEEL; STORE; EDIT; PERF. A; PERF. B; VOICE; SELECT 1 ~ 12; REVERB, MODULATION; EQUALIZER; SPEAKER ON/OFF		
<b>LCD screen</b>	16-character x 2-row, backlit		
<b>Button Lamps</b>	SPLIT, TRANSPOSE, MIDI enable, STORE, EDIT, PERF. A, PERF. B, VOICE, 1 ~ 12 buttons, EFFECT x 6		
<b>Input Jacks</b>	FOOT CONTROLLER, SUSTAIN, SOSTENUTO, SOFT; LINE IN (L/MONO, R; 1/4" phone)		
<b>Output Jacks</b>	LINE OUT (L/MONO, R; unbalanced, 1/4" phone); PHONES		
<b>MIDI Terminals</b>	MIDI IN / OUT / THRU		
<b>Electrical Characteristics</b>	Power Consumption: 55 W; Output Impedance: 600 ; Input Impedance: 10 k Ω		
<b>Amplifiers</b>	30 W x 2		
<b>Speakers</b>	13 cm (5-1/8") x 2		
<b>Dimensions</b>	1389(W) x 460(D) x 166(H) mm (54-11/16" x 18-1/8" x 6-9/16")		
<b>Weight</b>	30kg (66 lbs.)		
<b>Included Accessory</b>	FC4 Footswitch, Music Stand		
<b>Optional Accessories</b>	Yamaha FC4, FC5 Footswitches; Yamaha FC7 Foot Controller; Yamaha Keyboard Stand LP-3		

Specifications are subject to change without notice.

## REAR PANEL



Optional LP-3 Stand

For details please contact:



**YAMAHA**  
YAMAHA CORPORATION  
P.O.Box 1, Hamamatsu, Japan

LCK-9708 98115 Printed in Japan